

# Power For The New Technology

## PS2279

Total Power	500 Watts
Input Voltages	90-264 VAC
Outputs	One

### SPECIAL FEATURES

- Power density > 4W/ cu in
- 90-264 VAC input, with under voltage protection
- UL, CSA, TUV, BABT Recognized, CE, CB
- Active PFC compliant to EN61000-3-2
- Remote on/off control
- Fits 2U application
- Hot pluggable
- Fully protected

### ENVIRONMENTAL

Ambient Operating Temperature: 0 to +50°C

Humidity: Up to 95% non-condensing

Storage Temperature: -20° to +85°C

Temperature coefficient:  $\pm 0.01\%$  / °C

Cooling: 47 CFM 80 mm fan, front to back air flow.



### ELECTRICAL SPECIFICATIONS

#### Input

Input.....90 -264 VAC; 47-63Hz;  
Power Factor >0.99

Inrush Current (240 Vac).....44.8 Amps peak  
Isolation.....4242VDC (Input to Output)

Susceptibility specifications:

EN 61000-3-2 AC Input line harmonic limits

Complies with EN55022 & FCC Class A with minimum 8 dB margin

Efficiency.....> 81% typical at full load

#### Output

DC Output.....Maximum continuous output power  
500 Watts with internal cooling. See Voltage/Current Rating  
Chart.

Load Regulation.....10% (typical)

Ripple and Noise < 200mV typical

Transient Response...2% Maximum deviation;

Current Sharing; Droop circuitry 2.6% typical at full load

### MECHANICAL

9.5" L X 3.3" H X 3.9" W (241.3 mm X 84.5 mm X 98.3 mm)

\*May be installed into 19" rack mountable bay

#### Status signals and indicators

PS Present

DC Power Good

AC Fail Warning

Visual LED indicators identify power status.

The indicators are:

AC Present

DC Good

Power Supply Fail



## Output

Overvoltage protection – (Latching)  
Over current protection (Latching)

Over temperature protection.

Short Circuit Protection.....Will withstand a continuous short without damage.

Minimum Load Rqmt.....No minimum load.

No Load Operation.....No damage to supply when operating at no load.

Hold-Up Time.....40 mSec typical

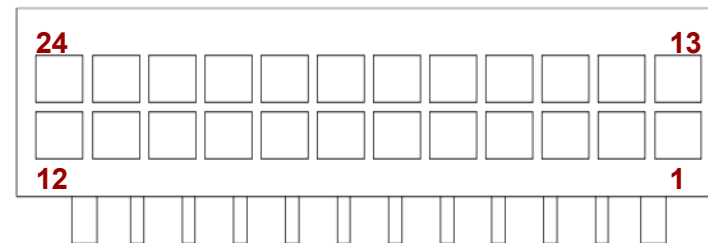
OVP.....59 V typical

## Voltage/Current Rating Chart

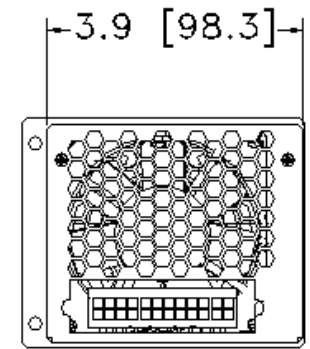
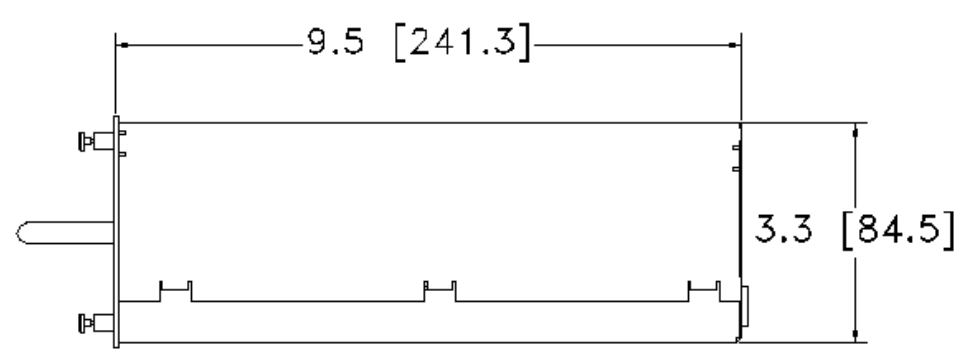
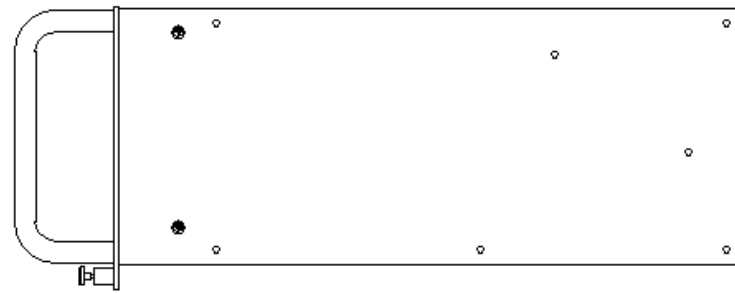
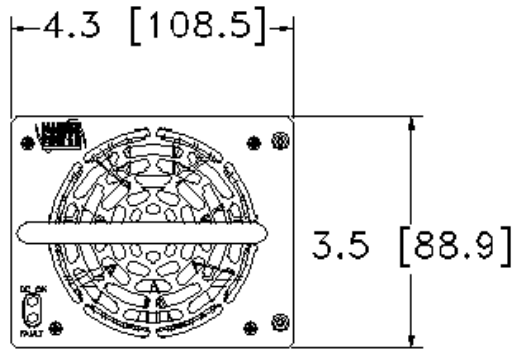
Voltage	48.2V	51V
Current	11A	0.5A

## PS MOLEX CONNECTOR PIN ASSIGNMENT

Description	PIN
Line Ground	1, 13
Line	3, 15
Neutral	5, 17
+48V	8, 20
+48V RTN	9, 21
AC FAIL	10
DC OK	11
PS Present	23
Remote On/Off	24
System GND	12



# Power For The New Technology



# Power For The New Technology

